

COMPUTER



CLASS



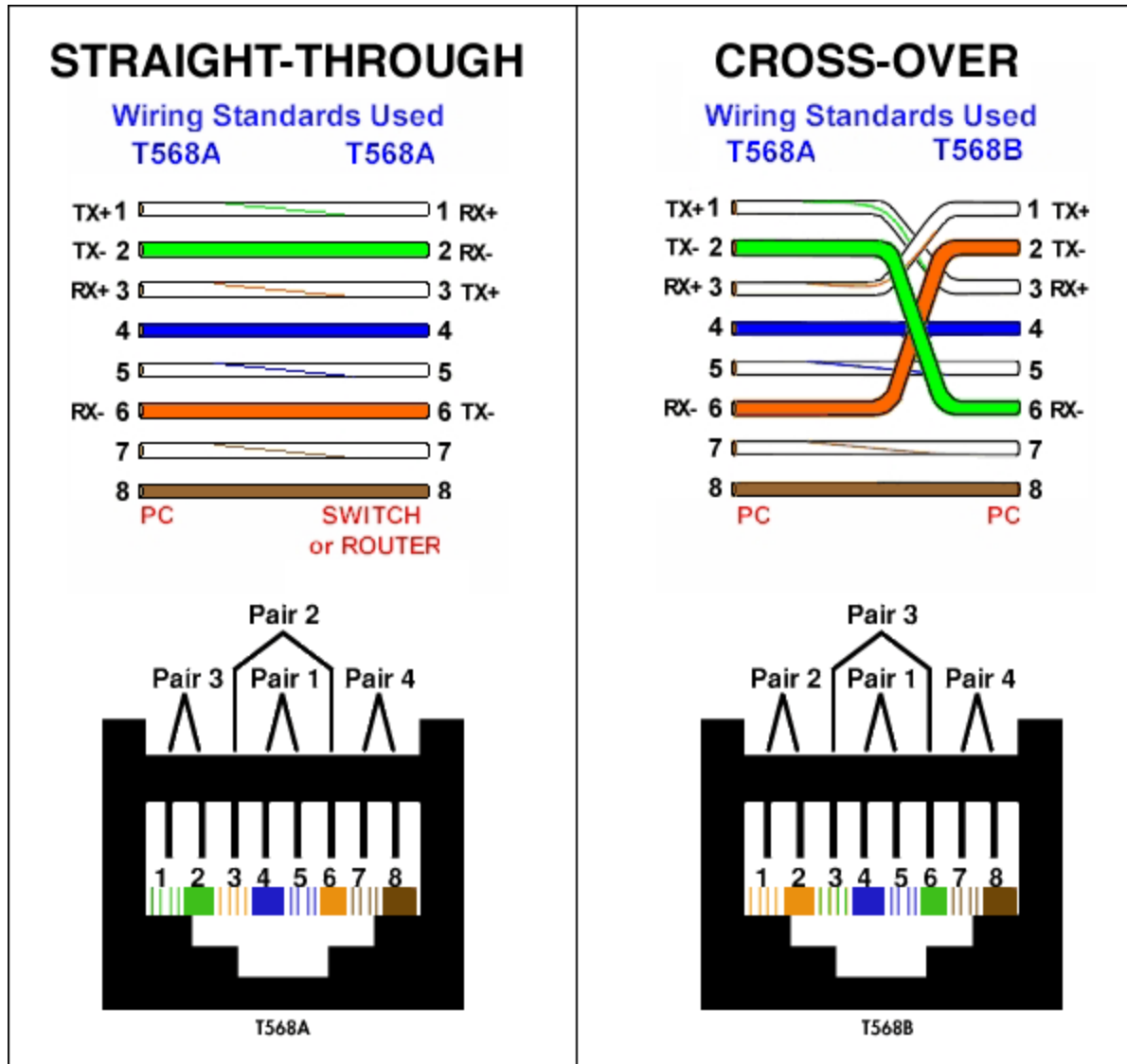
Class Notes from class hosted on 10 March 2018



Overview

- Discussed the focus of this years course; the focus is on getting all class participants IT Fundamental Certified by December 2018.
- Provided all class participants a list of acronyms and definitions that will be on the exam.
- Provided hands-on overview of a desktop computer, audio / video cables, network cables, network switches and routers, a server rack, hard drives for a laptop vs. a desktop, and an ink jet printer and how it would connect to a computer.
- Class participants asked for more details concerning how a cross-over vs a straight through Ethernet cable was configured.

Ethernet Cable Wiring Diagram



Audio & Video Cables



VGA



DVI





HDMI

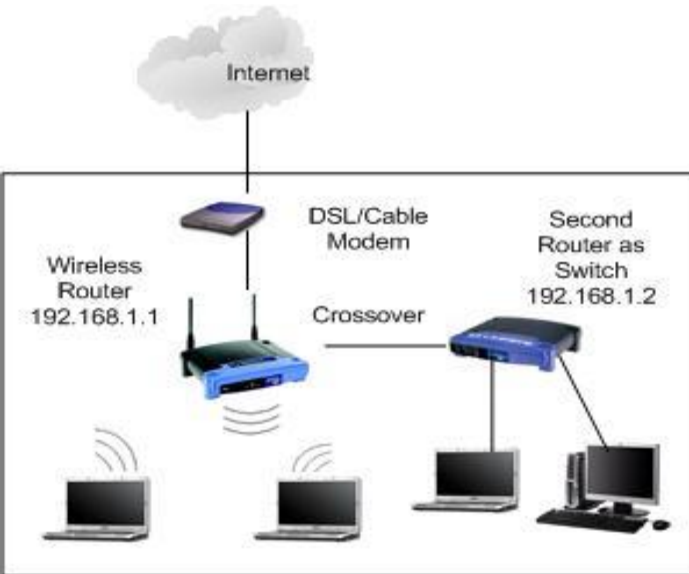


RCA

Types of USB Cables

	USB 2.0	USB 3.0
Transfer rates	480 Mbps	4,800 Mbps
Data transfer	1 way	Bi-directional
Release date	2000	2008
Picture	 } 4 connector lines	 } 8 connector lines

Networking Hardware



Switch – Layer 2



TYPES OF HDD



External Hard Drives



Internal Hard Drives



Laptop Hard Drives

SATA Hard Drive



Data connector **Power connector**

IDE (PATA) Hard Drive



Power connector **Jumper block** **Data connector**

Next Class Agenda

- The next class will be hosted on 21 April 2018 between 10am – 12pm.
- Class will provide an overview of what was covered during the 10 March class.
- Class participants will construct and test their own Ethernet cables, both straight-through and cross-over.
- An exercise will be provided to demonstrate how information is sent across the internet, as well as how it's handled within a Local Area Network (LAN).
- Class participants will create multiple LAN's and connect them with a router.
- For more information email: computerclass@pbc-ministries.org.